


2023 Plains Chicken Project



Project Record Book
Cloverbud
5-7



Coastal Plains Regional Chicken Project



Project Book Cloverbud Ages 5-7



Name:			Age (as of Jan 1):
Name of School:			Grade:
Address:			City:
State:	Zip:	County:	Phone:
Club Leader's (or 4-H Agent) Name:			Number of Years in 4-H
4-H Club Name:			

Parent or Guardian's Signature & Date:

4-H Agent's/County Agent's Signature & Date:

Employment and program opportunities are offered to all people regardless of race, color, national origin, sex, age, or disability. North Carolina State University, North Carolina A&T State University, U.S. Department of Agriculture, and local governments cooperating.

Objectives of the Chicken Project Record Book

1. To gain knowledge and experience caring for poultry
2. To learn responsibility
3. To learn record keeping skills

Things to keep in mind about the project:

- This project is for the child to explore and discover project areas.
- The completed Chicken Project Record Book will be judged as part of the Regional Chicken Project competition.
- Regional Chicken Project participants will participate in poultry showmanship at the show in a class of appropriate age group.
- The responsibility of animal ownership should not lie solely with the child, but with the parents and/or advisor also.

Rules of activity:

- All completed Chicken Project Record Books must be turned into the county agent or Ag teacher/advisor on the due date in order to be eligible to compete for awards on the day of the show. Contact your 4-H or Livestock Agent for this date.
- All sections of the Chicken Project Record Book must be completed in order to be eligible to compete in the Chicken Showmanship and Breed Competitions.
- Record keeping about your chicken(s) begins on the date that you start preparing to receive your chicks until date of show. .
- Be mindful of page limitations and guidelines for each section. Do not submit Chicken Project Record Books in binders or notebooks. Folders are acceptable.
- All signatures must be obtained on the front of this Chicken Project Book.
- All work must be done by the submitting 4-H, Ag Ed student or FFA member. Plagiarism is not allowed. Project Record Books that appear to be plagiarized will be disqualified and ineligible for awards. (We want to see the children's handwriting if possible.)
- Portions of the Chicken Project Record Book may be submitted to other project book competitions at the county, district, region or state level for further awards.

Helpful Hints for Record Keeping

This project booklet is a supplement to and can be added to your year-long Project Record Book at a later time.

Record Keeping

Why Do You Keep Records in 4-H?

- to save information about your project so you can look it up later and recall it
- to learn how to keep accurate records
- to keep track of the work you have done
- to remember your 4-H activities
- to credit and honor your achievements and progress

What Makes a Good Project Book?

Completeness - A good project book has all the required information. Pages should include all necessary information.

Accuracy - Your information should be accurate and up-to-date.

Neatness - Always do your best to keep your book neat and readable. If you cannot read your records you will not be able to use them in the future.

Personality - This is your project book. Make your book unique. Be original and personal in the information you keep in your book. Add souvenirs pertaining to your club's activities, photos, newspaper and magazine articles about you, your club or 4-H in general. The more personal you make your project book, the more the reader will understand you and your project and appreciate the work you have done.

Create a project book you are proud of. It will be fun to look back at it in years to come.


A Few Tips to Help You Out

- Use a 3-prong folder - no binders. .
- Start your record-keeping as soon as possible.
- Keep your records up to date. It is easy to forget details.
- Remember to take pictures!

4-H Pledge

I pledge:

My HEAD  to clearer thinking,

My HEART  to greater loyalty,

My HANDS  to larger service, and

My HEALTH  to better living,

For my club, my community, my country
and my world.

Motto: To Make the Best Better

Slogan: Learn By Doing



My Club or Member at Large Group

My club name is _____.

There are _____ members. There are
_____ boys and _____ girls. _____ of
us are Cloverbuds.

We meet _____ times a month.

I have been to _____ meetings.

This is a picture of me:

You can draw a picture or paste a photograph in the space.

My Project(s) Page

Welcome to the 4-H program. This is your record book to keep track of the things you have done in 4-H during this project time. You can draw pictures, paste photographs or write your answers. Have fun with this project record book and make it special for you!

The most important thing I learned in this project was:

You can draw a picture or paste a photograph in the space.



Things I want to learn more about:


You can draw a picture or paste a photograph in the space.

This image shows a blank sheet of white paper with horizontal ruling lines. The lines are evenly spaced and run across the width of the page. There are no margins, text, or other markings on the paper.




Draw a picture of your bird(s).

Label the parts of the Chicken



Drawing a Chicken

Use the space below and the example to draw and color a chicken.



Word Search

Find the following words in the word search below:

chick	hatch	grow	hen
egg	incubator	rooster	breed

o	t	n	w	h	y	j	i	l	c
r	f	f	u	u	p	w	n	z	l
o	v	g	m	h	a	t	c	h	i
o	a	c	g	e	n	z	u	e	h
s	a	h	w	n	t	b	b	r	r
t	u	i	g	n	j	r	a	e	s
e	e	c	r	u	u	e	t	v	d
r	g	k	o	v	x	e	o	u	e
s	g	i	w	j	m	d	r	h	c
u	e	q	r	e	t	g	j	y	k

Cut and Paste

Cut and paste to show the life cycle of a chicken.

