


# 2023 Coastal Plains Chicken Project



Project Record Book  
14-18



## Objectives of the Chicken Project Record Book

1. To gain knowledge and experience caring for poultry
2. To learn responsibility
3. To learn record keeping skills



### Things to keep in mind about the project:

- This project is for the child to explore and discover project areas.
- The completed Chicken Project Record Book will be judged as part of the Regional Chicken Project competition.
- Regional Chicken Project participants will participate in poultry showmanship at the show in a class of appropriate age group.
- The responsibility of animal ownership should not lie solely with the child, but with the parents and/or advisor also.

### Rules of activity:

1. All completed Chicken Project Books must be turned into the county agent or Ag teacher/advisor on **April 16, 2021** in order to be eligible to compete for awards on the day of the show.
2. All sections of the Chicken Project Record book must be completed in order to be eligible to compete in the Chicken Showmanship and Breed Competitions.
3. Record keeping about your chicken(s) begins on the date that you start preparing to receive your chicks until date of show.
4. Be mindful of page limitations and guidelines for each section. Do not submit Chicken Project Record Books in binders or notebooks, but folders are acceptable.
5. All signatures must be obtained on the front of this Chicken Project Book.
6. All work must be done by the submitting 4-H, Ag Ed student or FFA member. Plagiarism is not allowed. Project Record Books that appear to be plagiarized will be disqualified and ineligible for awards. (We want to see the children's handwriting if possible.)
7. **Portions of the Chicken Project Record Book may be submitted to other project book competitions at the county, district, region or state level for further awards. Please see your 4-H Agent.**

## **Resource Links:**

**Please use the following links to help you complete this Project Book.**

### **Avian Diseases:**

<https://www.pubs.ext.vt.edu/2902/2902-1094/2902-1094.html>

<https://edis.ifas.ufl.edu/ps044>

### **Parasites:**

<http://extension.msstate.edu/publications/control-external-parasites-poultry>

[https://edis.ifas.ufl.edu/topic\\_poultry\\_parasite](https://edis.ifas.ufl.edu/topic_poultry_parasite)

### **Anatomy:**

<https://edis.ifas.ufl.edu/vm016>

<https://poultry.extension.org/articles/poultry-anatomy/>

### **Breeds:**

<https://www.extension.purdue.edu/extmedia/AS/AS-518.pdf>



## SECTION 1: Personal Data

County You Participate In 4-H/FFA :

Program Year: \_\_\_\_\_

4-H Project Record Category in which you are entering: \_\_\_\_\_

Competition Category: ☐ 14 thru 18 years old

(age as of Jan. 1 for the project reporting year)

Number of years in the above program area: \_\_\_\_\_

Years in 4-H/FFA: \_\_\_\_\_

Name: \_\_\_\_\_ ☐ Male ☐ Female  
(first) (middle) (last)

Name you want used in publicity: \_\_\_\_\_  
(please print)

Home Mailing Address: \_\_\_\_\_

City: \_\_\_\_\_ State: \_\_\_\_\_ Zip Code: \_\_\_\_\_

Primary Telephone Number (include area code): \_\_\_\_\_

Date and Year of Birth: \_\_\_\_\_ Age as of January 1: \_\_\_\_\_  
(age as of Jan. 1 for the project reporting year)

Names of parents or guardians: \_\_\_\_\_

Name of your 4-H club or group: \_\_\_\_\_ 4-H'ers Primary email address: \_\_\_\_\_

Name of School: \_\_\_\_\_ Grade in School: \_\_\_\_\_

Prior 4-H Project Record Gold awards won in this category ☐ Gold Year:  
for this age group:

### STATEMENT BY MEMBER

I give North Carolina 4-H permission to use my record as a sample, after identifying information has been removed, and allow North Carolina 4-H to use my Digital Media if any is provided to use for 4-H Marketing opportunities. I also understand that North Carolina 4-H will contact me before any of my information is shared.

I have personally prepared this report and certify that it accurately reflects my work:

Date: \_\_\_\_\_, 20\_\_\_\_ Signature of Member: \_\_\_\_\_

### APPROVAL OF THIS REPORT

We have reviewed this report and believe it to be correct:

Date: \_\_\_\_\_, 20\_\_\_\_ Signed: \_\_\_\_\_  
(Parent or guardian)

Date: \_\_\_\_\_, 20\_\_\_\_ Signed: \_\_\_\_\_  
(Local 4-H Leader)

Date: \_\_\_\_\_, 20\_\_\_\_ Signed: \_\_\_\_\_  
(Extension Agent/Teacher)

## Information on My Chicken Project

1. What is the sex your chicken? \_\_\_\_\_
2. What breed is your chicken? \_\_\_\_\_
3. What is the percent protein of you feed? \_\_\_\_\_
4. What type of shelter did you need to provide for your chickens?

5. What equipment was needed to care for your birds?

6. Describe the characteristics of the following birds?

A. Plymouth Rock

---

---

---

---

B. Wyandotte

---

---

---

---

C. Cornish

---

---

---

---

D. New Hampshire

---

---


---

---

# Anatomy of a Chicken

Using the following words, label the parts of the chicken below:

Heart, ovary, proventriculus, cloaca, gall bladder, nostril, larynx, liver, pancreas, small intestine, large intestine, gizzard, oviduct, kidney, caeca, lungs, brain, nostril, duodenal loop, trachea, oesophagus, crop, spleen, eye



## Poultry Health

List five causes of disease in poultry.

---

---

---

---

---

List three non-infectious causes of diseases in poultry.

---

---

---

List eight infectious causes of diseases in poultry.

---

---

What are internal parasites and name three that are harmful to poultry?

---

---

What are external parasites and how can they harm poultry?

---

---

---

List five management practices that help in the prevention of disease.

---

---

---

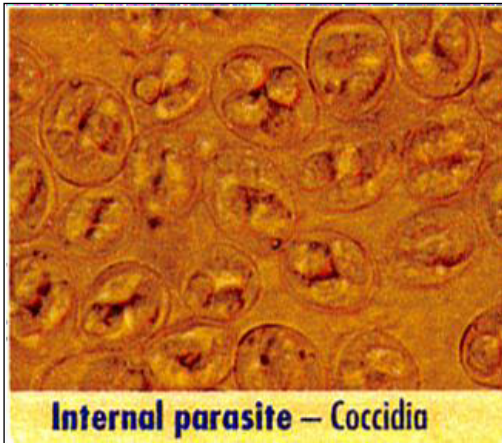
# Common Pathogens and Parasites of Poultry

Research the **symptoms and treatments** for each of the common pathogens and parasites of poultry.



## SYMPTOMS

## TREATMENTS



## SYMPTOMS

## TREATMENTS





**External parasite – Lice**

### **SYMPTOMS**

### **TREATMENTS**

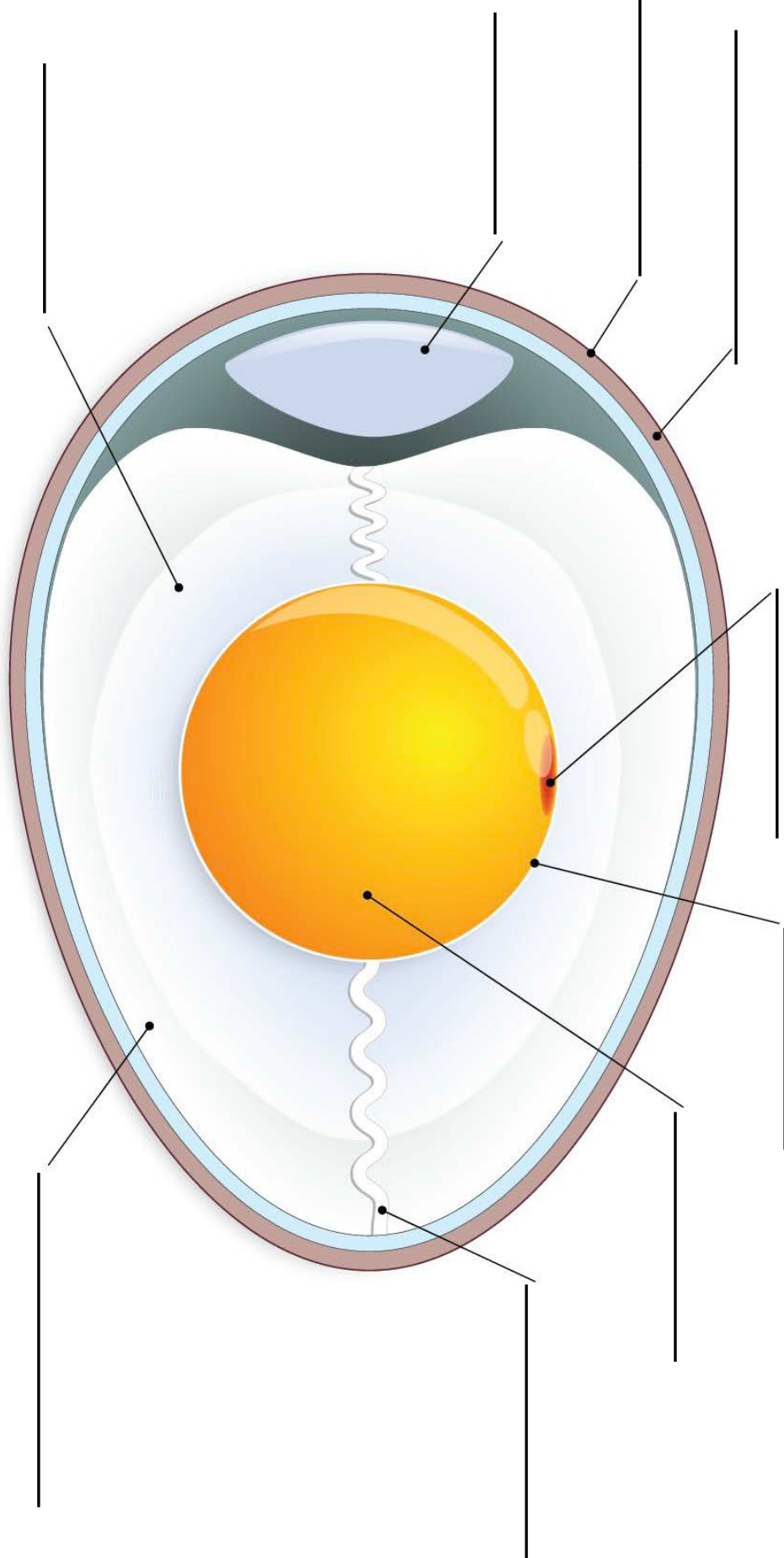


**External parasite – Mites**

### **SYMPTOMS**

### **TREATMENTS**

**Structure of an egg**  
**Please Label:**





## My Chicken Journal

Please complete a MINIMUM of five (5) journal entries for your chicken project. You may attach additional pages as needed. Describe the overall care and training for each stage of your project. For example: what was the feeding regimen, bedding, heat lamps, etc. like when your chickens were young.

### Journal Entry 1

---

---

---

---

---

---

---

### Journal Entry 2

---

---

---

---

---

---

---

### **Journal Entry 3**

---

---

---

---

---

---

### **Journal Entry 4**

---

---

---

---

---

---

### **Journal Entry 5**

---

---

---

---

---

---



# Regional Chicken Project



Project Focus

List everything you did pertaining to your project topic

Project Activities:	What did you learn?

(Attach pages if needed)

Did you spend or make any money on your project?

How much did you spend? How much did you make?

## Photos and Supporting Materials

- The majority of this section should be about this specific project.
- Also include a small portion on your other 4-H projects and activities.
- There is a six-page limit.
- This can include pictures (with captions), drawings, news clippings, letters, certificates, poems, teaching tools, short stories etc.
- Please do not attach any item thicker than 1/8 of an inch.
- The use of clear non-glare protective sheets is **optional**.



Digital media should be no more than two minutes long. Please use YouTube to upload your videos, as this is our preferred method. Also, please note that all videos must have closed caption incorporated into it. This is a requirement. All digital media will count as one page.

-Attach no more than six (6) pages behind this cover sheet-

